




ON-FARM HOLDING BINS




BROCK Quality Means Secure Storage, More For Your Money

**More Features
Provide You
With Added Value**

Whether your needs include wet holding bins, seed storage bins, overhead gravity-flow tanks, blending tanks or a bin for tempering your grain after drying, Brock's hopper-bottom bins are the bins of choice for today's modern grain producer. Some of the features you get with BROCK® Bins include:

- More models and choices – from 9 feet (2.7 meters) in diameter to a 21-foot (6.4-meter) diameter hopper-bottom holding bin with a maximum storage capacity of over 8,000 bushels (265 cubic meters).
- Sturdy gravity-flow hopper bottom aids the unloading of many types of wet or dry whole kernel grains.
- A wide variety of optional Brock components (side-wall ladders and ladder security doors, hopper access doors, roof vents, ventilation fans, and others) is available.
- Brock's one-year warranty for on-farm wet-holding bins – see Brock's full written warranty for complete warranty details.
- Grain system planning assistance.



Sturdy "X" bracing between legs gives additional bin strength. Bracing is simple to assemble and offers access to the boot.



Bin legs are formed from all-galvanized steel for superior fit, durability and strength.



Brock's HYDROSHIELD® Weather Guard directs moisture to drip off the bin's sidewall and keeps it off the bin's hopper and boot.



Side ladders allow plenty of space between rungs and bin wall for a secure footing.


BROCK Quality Accessories



High strength Grade #8.2 bin assembly bolts are available with either the JS-1000™ rust-resistant coating or rust-proof polypropylene-encapsulated head. JS-1000 is not owned or licensed by CTB and is the sole property of its respective owner.



A grain bin-style roof with a higher load rating is standard on larger diameter hopper bin models; economical hopper bin-style roof is standard for smaller models.



Available options include a variety of components for bin boots and auger systems.



Gravity roof ventilators provide free air movement into the bin. Elbow-style (shown) and round mushroom-style vents are available.



BROCK® field-proven GUARDIAN® Series Fans are designed for maximum in-bin aeration efficiency.



The hopper's discharge opening may be equipped with heavy-duty rack and pinion or roller-style unloading gates.



Patented BROCK® Eave-Vent System provides more total bin ventilation and eliminates the need for roof cuts.



Brock's ACCESS PLUS® Hopper Access Door gives easy access to the interior of the holding bin.



Optional Sidewall Ladders, as well as safety cages and rest platforms, conform to OSHA standards.

U N M A T C H E D C H O I C E S

More Models To Meet Your Needs

This is a sampling of the many holding bin sizes Brock offers.

DIAMETER FEET METERS	MODEL NUMBER	HOPPER ANGLE	MAXIMUM CAPACITY*		FILL HEIGHT	
			BUSHEL S	M ³	FT. / IN.	METERS
9 FT. 2.7 M	45-00931	45	283	9	11' - 10"	3.61
	45-00932	45	425	14	14' - 6"	4.42
	45-00933	45	567	19	17' - 2"	5.23
	45-00934	45	710	24	19' - 10"	6.05
	45-00935	45	852	28	22' - 6"	6.86
	45-00936	45	994	33	25' - 2"	7.67
	45-00937	45	1136	38	27' - 10"	8.48
12 FT. 3.7 M	45-01231	45	590	20	14' - 2"	4.32
	45-01232	45	843	28	16' - 10"	5.13
	45-01233	45	1096	36	19' - 6"	5.94
	45-01234	45	1349	45	22' - 2"	6.76
	45-01235	45	1602	53	24' - 10"	7.57
	45-01236	45	1855	62	27' - 6"	8.38
	45-01237	45	2109	70	30' - 2"	9.19
12 FT. 3.7 M	45-01201	60	732	24	19' - 5"	5.92
	45-01202	60	985	33	22' - 1"	6.73
	45-01203	60	1238	41	24' - 9"	7.54
	45-01204	60	1491	50	27' - 5"	8.36
	45-01205	60	1744	58	30' - 1"	9.17
	45-01206	60	1997	66	32' - 9"	9.98
	45-01207	60	2250	75	35' - 5"	10.80
15 FT. 4.6 M	45-01532	45	1454	48	19' - 2"	5.84
	45-01533	45	1850	62	21' - 10"	6.65
	45-01534	45	2246	75	24' - 6"	7.47
	45-01535	45	2642	88	27' - 2"	8.28
	45-01536	45	3038	101	29' - 10"	9.09
	45-01537	45	3434	114	32' - 6"	9.91
	45-01538	45	3830	127	35' - 2"	10.72
15 FT. 4.6 M	45-01502	60	1722	57	25' - 10"	7.87
	45-01503	60	2118	70	28' - 6"	8.69
	45-01504	60	2514	84	31' - 2"	9.50
	45-01505	60	2910	97	33' - 10"	10.31
	45-01506	60	3306	110	36' - 6"	11.13
	45-01507	60	3701	123	39' - 2"	11.94

DIAMETER FEET METERS	MODEL NUMBER	HOPPER ANGLE	MAXIMUM CAPACITY*		FILL HEIGHT	
			BUSHEL S	M ³	FT. / IN.	METERS
18 FT. 5.5 M	45-01832	45	2288	76	21' - 7"	6.58
	45-01833	45	2858	95	24' - 3"	7.39
	45-01834	45	3429	114	26' - 11"	8.20
	45-01835	45	3999	133	29' - 7"	9.02
	45-01836	45	4569	152	32' - 3"	9.83
	45-01837	45	5140	171	34' - 11"	10.64
	45-01838	45	5710	190	37' - 7"	11.46
	21 FT. 6.4 M	45-02132	45	3383	112	24' - 0"
45-02133		45	4160	138	26' - 8"	8.13
45-02134		45	4937	164	29' - 4"	8.94
45-02135		45	5713	190	32' - 0"	9.75
45-02136		45	6490	216	34' - 8"	10.57
45-02137		45	7266	242	37' - 4"	11.38
45-02138		45	8043	267	40' - 0"	12.19

*Maximum Capacity for a bin allows for grain to be at the normal (28-degree) angle of repose, starting one inch (25 mm) below the eave. The grain capacities listed are based on ASAE Standard: ASAE S413, with a compaction factor of 6%. Standard and optional holding bin roof styles are available as follows:

On-Farm Holding Bin Roof Style	Roof Peak Capacity Rating	Standard Roof Style for Bin Diameters	Optional Roof Style for Bin Diameters
Feed Bin Roof	500 to 1,000 lbs (225-450 kg)	9 to 15 feet (2.7-4.6 m)	
3-Panel Ribbed Roof	1,000 lbs (450 kg)	18 to 21 feet (5.5-6.4 m)	12 to 15 feet (3.7-4.6 m)
4-Panel Ribbed Roof	4,000 lbs (1,800 kg)		15 to 21 feet (4.6-6.4 m)

Roof peak capacity ratings are based on ground snow loads of 40 pounds per square foot (195 kg per square meter). Bins are designed to meet code requirements for 90 mph (145 km/h) wind zones and seismic zone 1. In the pursuit of LEADERSHIP THROUGH INNOVATION®, we reserve the right to change specifications without prior notice.

NOTE: Hopper-bottom bins and silos are designed for the storage of free-flowing materials only. Soybean meal, meat scraps, and many other materials are NOT considered free-flowing and must use approved unloading equipment. Call Brock Grain Systems for approved unloading equipment. Any questions regarding the flowability of different materials should be directed to the material manufacturer. Because you will customize your grain storage system to your unique needs, not all potentially dangerous or harmful situations can be identified by Brock Grain Systems at the time the bin components and accessories are manufactured. Therefore, it is essential that you think safety first and pay close attention to all possible hazards within your storage systems.

Need More Capacity? Ask About Brock's Commercial Hopper-Bottom Bins In Diameters From 15 To 36 Feet (4.6 To 11 M).



Brock Grain Systems
Chore-Time Brock International
 Divisions of CTB, Inc.
 Milford, IN • Kansas City, MO • Frankfort, IN
 Phone: 574.658.4191 or +1.574.658.9323 (International)
 Internet: www.brockgrain.com or www.ctbworld.com
 E-mail: brock@brockgrain.com